

SCHEMI PREPARAZIONE CAVI per cabling del *Beam Splitter*

INFORMAZIONI GENERALI	2
IDENTIFICAZIONE COMPONENTI	2
LEGENDA.....	3
LEMO PINOUT OF THE MAIN DEVICES	3
CABLE A (VACUUM SIDE).....	5
CABLE B (VACUUM SIDE).....	6
CABLE C (VACUUM SIDE).....	7
CABLE D (VACUUM SIDE).....	8
CABLE E (VACUUM SIDE).....	9
CABLE F (VACUUM SIDE).....	10
CABLE G (VACUUM SIDE).....	11
CABLE H (VACUUM SIDE).....	12
CABLE J (VACUUM SIDE).....	13
CABLE K (VACUUM SIDE).....	14
CABLE L (VACUUM SIDE).....	15
CABLE M (VACUUM SIDE).....	16
CABLE N (VACUUM SIDE).....	17
CABLE O (VACUUM SIDE).....	18
CABLE R (VACUUM SIDE).....	19
CABLE S (VACUUM SIDE).....	20
CABLE T (VACUUM SIDE).....	21
CABLE V (VACUUM SIDE).....	22
CABLE W (VACUUM SIDE).....	23

Informazioni generali

Ciascun spezzone di cavo va terminato ad una estremità da un connettore circolare 32 poli (tipo presa), all'altra estremità con uno o più connettori Lemo multipolari (generalmente tipo spina). I cavi sono del tipo:

- cavo piatto a 18 conduttori AWG 24 a coppie intrecciate e schermate singolarmente (cavo STP).

Identificazione componenti

- Ciascun cavo è identificato da una lettera dell'alfabeto.
- Il tipo di cavo utilizzato e' indicato in prossimità del disegno: la sigla comprende il numero di coppie di conduttori, il tipo di schermatura (STP), la sezione (AWG24). Es.: la sigla **9.STP.AWG24** specifica un tipo di cavo avente 18 conduttori intrecciati e schermati a coppie, di sezione AWG24
- Ciascun conduttore di un cavo STP è identificato da un numero cardinale relativo alla coppia (**1** per la coppia bianco/rossa a seguire fino ad **9** per le altre coppie bianco/gialle), da una lettera (**A** per il conduttore con isolante a strisce rosse, **B** per l'altro conduttore della coppia, **S** per la calza) (es. la calza nella terza coppia, è identificata da **3.S**).
- Ciascun connettore Lemo è identificato da due caratteri: il primo è la lettera del cavo sul quale è saldato il connettore, il secondo è un numero cardinale, che va da 1 al n. max di connettori Lemo sullo stesso cavo (es. per il cavo **B** terminato da due Lemo, essi sono identificati da **B1** e **B2**)
- I contatti di ciascun connettore Lemo sono identificati dal nome del connettore, seguito dal numero del contatto indicato sull'isolante del connettore (es. il contatto¹ n. 4 che si trova sul connettore Lemo **B3** e' identificato da **B3.4**)
- I contatti di ciascun connettore circolare a 32 poli sono identificati da lettere (A÷Z, a÷j). Per quelli interni vale il pinout serigrafato sul retro dell'isolante, per quelli esterni vale il pinout standard

¹ Nel caso di conduttori Lemo, il contatto n. 1 e' quello col semicerchio bianco, i successivi sono quelli lungo la linea bianca che parte dal contatto n. 1.

Legenda

F1 +	motore, fase 1, positivo
F1 -	motore, fase 1, negativo
F2 +	motore, fase 2, positivo
F2 -	motore, fase 2, negativo
FC fw	motore, fine corsa, forward
FC bw	motore, fine corsa, backward
FC com	motore, fine corsa, comune
RST up	motore, reostato, terminale superiore
RST down	motore, reostato, terminale inferiore
RST com	motore, reostato, comune o cursore
TP sx +	thermal probe, sinistro, positivo
TP sx -	thermal probe, sinistro, negativo
TP dx +	thermal probe, destro, positivo
TP dx -	thermal probe, destro, negativo
Ls	LVDT, secondario
Lp	LVDT, primario
C +	coil attuatore, positivo
C -	coil attuatore, negativo
fbk	accelerometro, feedback

LEMO pinout of the main devices

ACCELEROMETER	
LEMO contacts	Contact descript.
1	Lp
2	Lp
3	
4	F1 +
5	F1 -
6	F2 +
7	F2 -
8	
9	FC sx
11	FC dx
10	FC com
12	fbk
13	fbk
14	
15	Ls
16	Ls
17	
18	

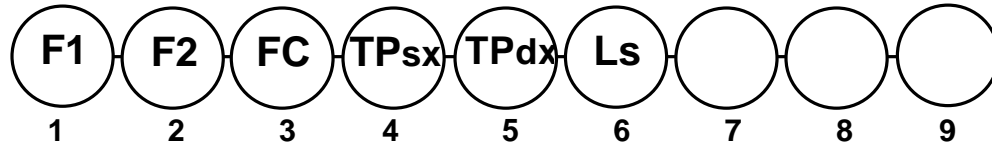
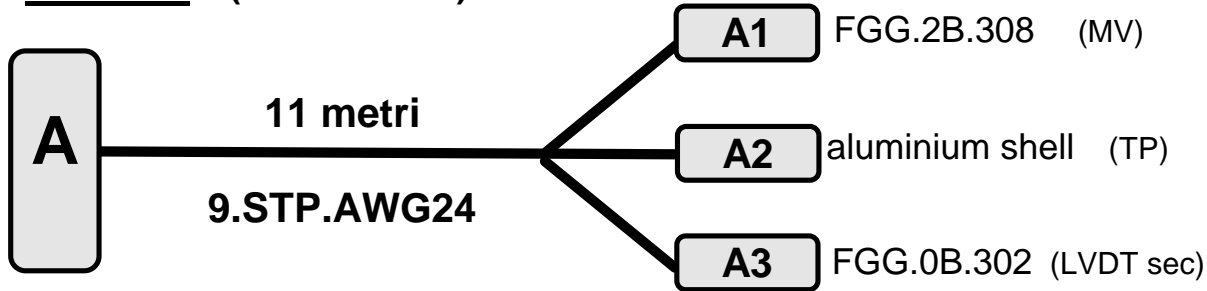
LVDT	
LEMO contacts	Contact descript.
1	Lp +
2	Lp -
3	Ls +
4	Ls -

COIL	
LEMO contacts	Contact descript.
1	C +
2	C -

MOTOR		
LEMO contacts	Contact descript.	UTG 12p contacts
1	F1 +	A
2	F1 -	B
3	F1 shield	C
3	F2 +	D
4	F2 -	E
4	F2 shield	F
5	FC fw	G
6	FC bw	H
7	FC com	J
8	n.c.	

TILTMETER		
LEMO contacts	Contact descript.	UTG 12p contacts
1	1 +	A
2	1 -	B
3	E1	C
4	2 +	D
5	2 -	E
6	E2	F
7	n.c.	
8	n.c.	

cable A (vacuum side)



Cutting and Stripping phase
Date: 9 dec 99
Operator: M. Ceccanti
Reel:

Crimping and Labeling phase
Date: 9 dec 99
Operator: M. Ceccanti
Duration (hours): 3

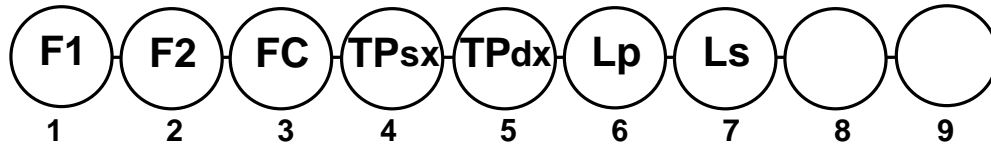
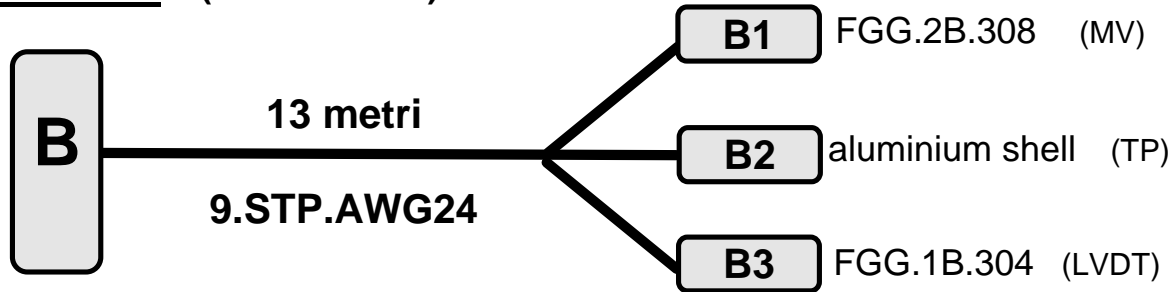
Quality Control phase
Date: 13 jan 00
Operator: M. Ceccanti

Cleaning and Storage phase
Date: 20 dec 99
Operator: M. Ceccanti

Notes:
Diramare a 60 cm

MIL-32 contacts	conductors	LEMO contacts	contact description
A	1.A	A1.1	F1 +
B	1.B	A1.2	F1 -
C	1.S	n.c.	
D	2.A	A1.3	F2 +
E	2.B	A1.4	F2 -
F	2.S	n.c.	
G	3.A	A1.5	FC fw
H	3.B	A1.6	FC bw
J	3.S	A1.7	FC com
K	4.A	A2	TP sx +
L	4.B	A2	TP sx -
M	4.S	n.c.	
N	5.A	A2	TP dx +
P	5.B	A2	TP dx -
R	5.S	n.c.	
S	6.A	A3.1	Ls
T	6.B	A3.2	Ls
U	6.S	n.c.	
V	7.A		
W	7.B		
X	7.S		
Y	8.A		
Z	8.B		
a	8.S		
b	9.A		
c	9.B		
d	9.S		

cable B (vacuum side)



Cutting and Stripping phase
Date: 7 dec 99
Operator: M. Ceccanti
Reel:

Crimping and Labeling phase
Date: 7 dec 99
Operator: M. Ceccanti
Duration (hours): 3

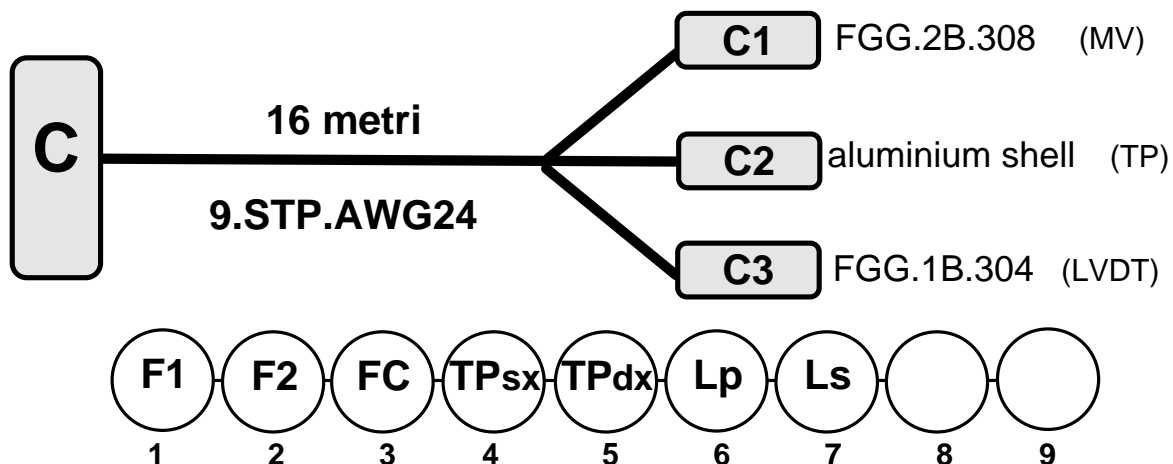
Quality Control phase
Date: 13 jan 00
Operator: M. Ceccanti

Cleaning and Storage phase
Date: 20 dec 99
Operator: M. Ceccanti

Notes:
Diramare a 60 cm

MIL-32 contacts	conductors	LEMO contacts	contact description
A	1.A	B1.1	F1 +
B	1.B	B1.2	F1 -
C	1.S	n.c.	
D	2.A	B1.3	F2 +
E	2.B	B1.4	F2 -
F	2.S	n.c.	
G	3.A	B1.5	FC fw
H	3.B	B1.6	FC bw
J	3.S	B1.7	FC com
K	4.A	B2	TP sx +
L	4.B	B2	TP sx -
M	4.S	n.c.	
N	5.A	B2	TP dx +
P	5.B	B2	TP dx -
R	5.S	n.c.	
S	6.A	B3.1	Lp
T	6.B	B3.2	Lp
U	6.S	n.c.	
V	7.A	B3.3	Ls
W	7.B	B3.4	Ls
X	7.S	n.c.	
Y	8.A		
Z	8.B		
a	8.S		
b	9.A		
c	9.B		
d	9.S		

cable C (vacuum side)



Cutting and Stripping phase
Date: 7 dec 99
Operator: M. Ceccanti
Reel:

Crimping and Labeling phase
Date: 7 dec 99
Operator: M. Ceccanti
Duration (hours): 2.5

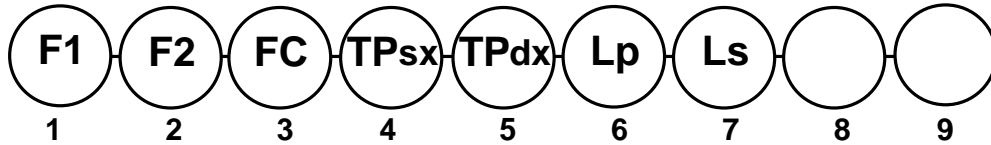
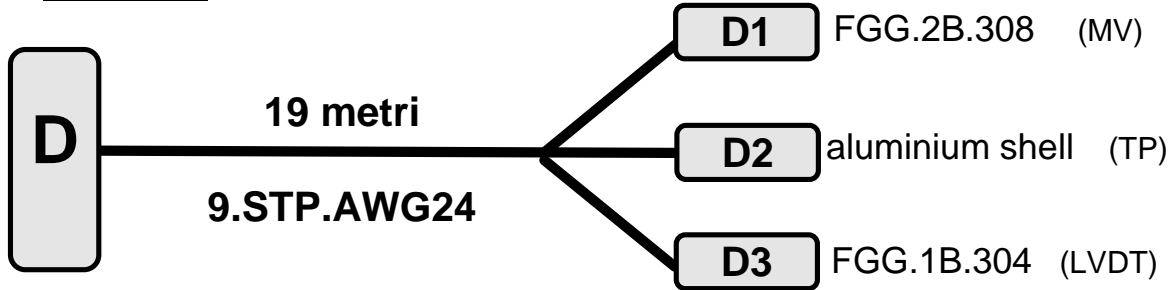
Quality Control phase
Date: 13 jan 00
Operator: M. Ceccanti

Cleaning and Storage phase
Date: 20 dec 99
Operator: M. Ceccanti

Notes:
Diramare a 60 cm

MIL-32 contacts	conductors	LEMO contacts	contact description
A	1.A	C1.1	F1 +
B	1.B	C1.2	F1 -
C	1.S	n.c.	
D	2.A	C1.3	F2 +
E	2.B	C1.4	F2 -
F	2.S	n.c.	
G	3.A	C1.5	FC fw
H	3.B	C1.6	FC bw
J	3.S	C1.7	FC com
K	4.A	C2	TP sx +
L	4.B	C2	TP sx -
M	4.S	n.c.	
N	5.A	C2	TP dx +
P	5.B	C2	TP dx -
R	5.S	n.c.	
S	6.A	C3.1	Lp
T	6.B	C3.2	Lp
U	6.S	n.c.	
V	7.A	C3.3	Ls
W	7.B	C3.4	Ls
X	7.S	n.c.	
Y	8.A		
Z	8.B		
a	8.S		
b	9.A		
c	9.B		
d	9.S		

cable D (vacuum side)



Cutting and Stripping phase
Date: 2 dec 99
Operator: M. Ceccanti
Reel:

Crimping and Labeling phase
Date: 2 dec 99
Operator: M. Ceccanti
Duration (hours): 3

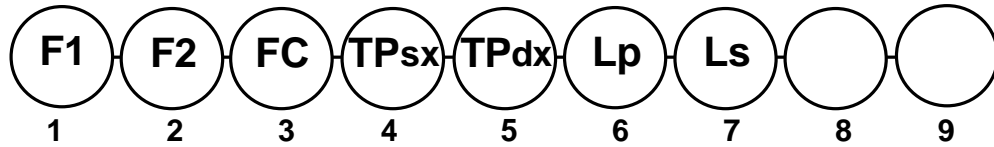
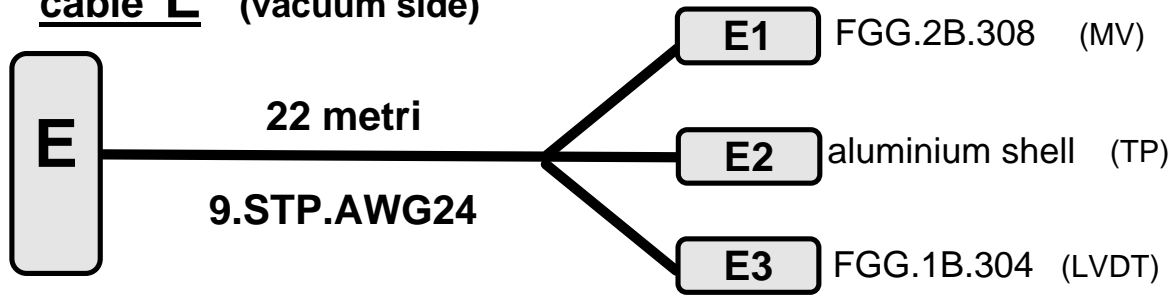
Quality Control phase
Date: 13 jan 00
Operator: M. Ceccanti

Cleaning and Storage phase
Date: 20 dec 99
Operator: M. Ceccanti

Notes:
Diramare a 60 cm

MIL-32 contacts	conductors	LEMO contacts	contact description
A	1.A	D1.1	F1 +
B	1.B	D1.2	F1 -
C	1.S	n.c.	
D	2.A	D1.3	F2 +
E	2.B	D1.4	F2 -
F	2.S	n.c.	
G	3.A	D1.5	FC fw
H	3.B	D1.6	FC dx
J	3.S	D1.7	FC com
K	4.A	D2	TP sx +
L	4.B	D2	TP sx -
M	4.S	n.c.	
N	5.A	D2	TP dx +
P	5.B	D2	TP dx -
R	5.S	n.c.	
S	6.A	D3.1	Lp
T	6.B	D3.2	Lp
U	6.S	n.c.	
V	7.A	D3.3	Ls
W	7.B	D3.4	Ls
X	7.S	n.c.	
Y	8.A		
Z	8.B		
a	8.S		
b	9.A		
c	9.B		
d	9.S		

cable E (vacuum side)



Cutting and Stripping phase
Date: 3 dec 99
Operator: M. Ceccanti
Reel:

Crimping and Labeling phase
Date: 3 dec 99
Operator: M. Ceccanti
Duration (hours): 3

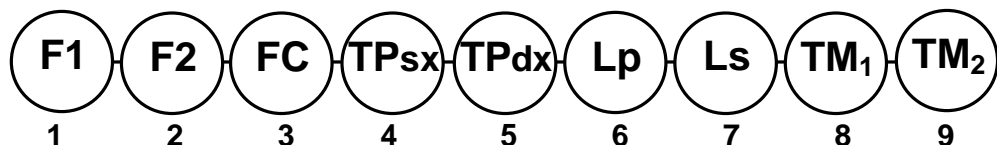
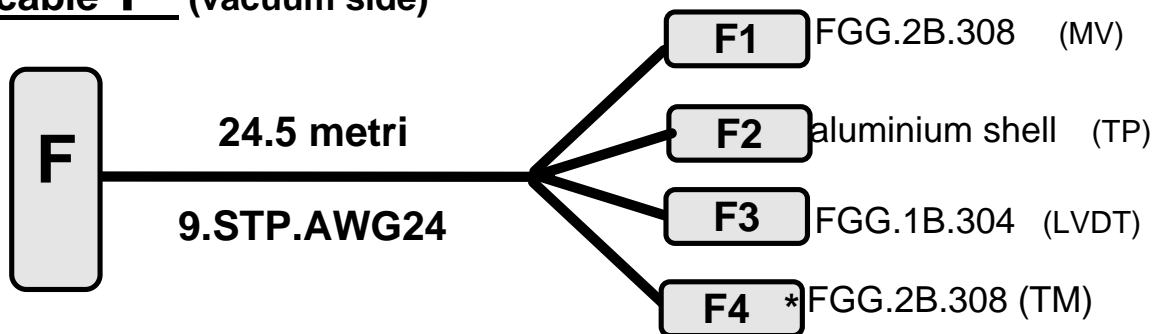
Quality Control phase
Date: 13 jan 00
Operator: M. Ceccanti

Cleaning and Storage phase
Date: 20 dec 99
Operator: M. Ceccanti

Notes:
Diramare a 60 cm

MIL-32 contacts	conductors	LEMO contacts	contact description
A	1.A	E1.1	F1 +
B	1.B	E1.2	F1 -
C	1.S	n.c.	
D	2.A	E1.3	F2 +
E	2.B	E1.4	F2 -
F	2.S	n.c.	
G	3.A	E1.5	FC fw
H	3.B	E1.6	FC bw
J	3.S	E1.7	FC com
K	4.A	E2	TP sx +
L	4.B	E2	TP sx -
M	4.S	n.c.	
N	5.A	E2	TP dx +
P	5.B	E2	TP dx -
R	5.S	n.c.	
S	6.A	E3.1	Lp
T	6.B	E3.2	Lp
U	6.S	n.c.	
V	7.A	E3.3	Ls
W	7.B	E3.4	Ls
X	7.S	n.c.	
Y	8.A		
Z	8.B		
a	8.S		
b	9.A		
c	9.B		
d	9.S		

cable F (vacuum side)



Cutting and Stripping phase
Date: 6 dec 99
Operator: M. Ceccanti
Reel:

Crimping and Labeling phase
Date: 6 dec 99
Operator: M. Ceccanti
Duration (hours): 3

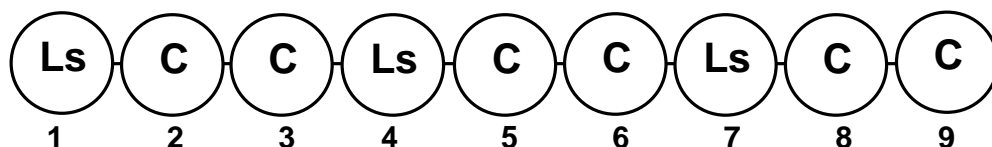
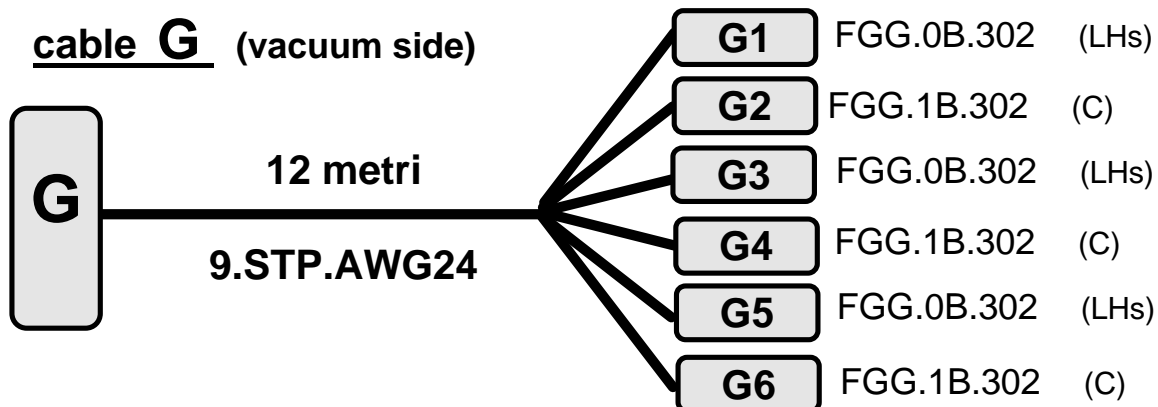
Quality Control phase
Date: 13 jan 00
Operator: M. Ceccanti

Cleaning and Storage phase
Date: 20 dec 99
Operator: M. Ceccanti

Notes:
Diramare a 60 cm
ATTENZIONE: non testare mai il tiltometro con il multimetro (si danneggia!!)
* upgraded during February 2003 (by Nenci)

MIL-32 contacts	conductors	LEMO contacts	contact description
A	1.A	F1.1	F1 +
B	1.B	F1.2	F1 -
C	1.S	n.c.	
D	2.A	F1.3	F2 +
E	2.B	F1.4	F2 -
F	2.S	n.c.	
G	3.A	F1.5	FC fw
H	3.B	F1.6	FC bw
J	3.S	F1.7	FC com
K	4.A	F2	TP sx +
L	4.B	F2	TP sx -
M	4.S	n.c.	
N	5.A	F2	TP dx +
P	5.B	F2	TP dx -
R	5.S	n.c.	
S	6.A	F3.1	Lp
T	6.B	F3.2	Lp
U	6.S	n.c.	
V	7.A	F3.3	Ls
W	7.B	F3.4	Ls
X	7.S	n.c.	
Y	8.A	F4.1	1+ *
Z	8.B	F4.2	1- *
a	8.S	F4.3	E1 *
b	9.A	F4.4	2+ *
c	9.B	F4.5	2- *
d	9.S	F4.6	E2 *

cable G (vacuum side)



Cutting and Stripping phase
Date: 10 dec 99
Operator: M. Ceccanti
Reel:

Crimping and Labeling phase
Date: 10 dec 99
Operator: M. Ceccanti
Duration (hours): 2.5

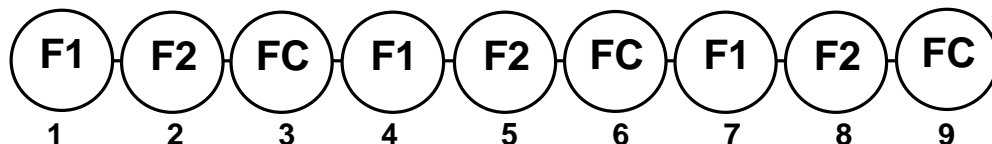
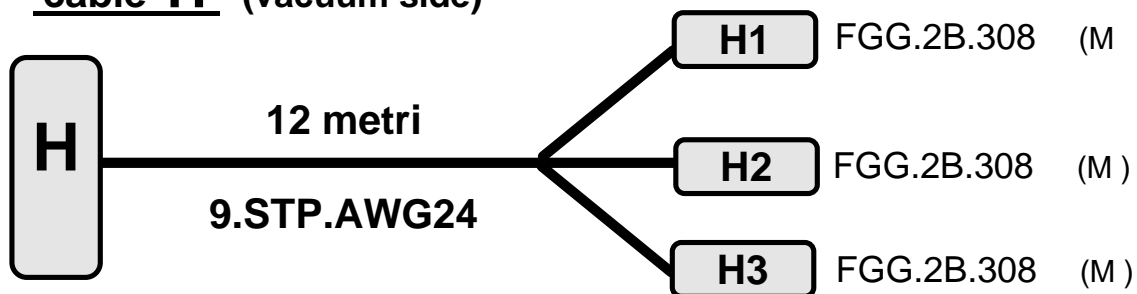
Quality Control phase
Date: 13 jan 00
Operator: M. Ceccanti

Cleaning and Storage phase
Date: 20 dec 99
Operator: M. Ceccanti

Notes:
 Diramare a 2,3 metri.
 Scorciare G3+G4 di 1.5 metri rispetto ai 12 metri totali.

MIL-32 contacts	conductors	LEMO contacts	contact description
A	1.A	G1.1	Ls
B	1.B	G1.2	Ls
C	1.S	n.c.	
D	2.A	G2.1	C +
E	2.B	G2.2	C -
F	2.S	n.c.	
G	3.A	G2.1	C +
H	3.B	G2.2	C -
J	3.S	n.c.	
K	4.A	G3.1	Ls
L	4.B	G3.2	Ls
M	4.S	n.c.	
N	5.A	G4.1	C +
P	5.B	G4.2	C -
R	5.S	n.c.	
S	6.A	G4.1	C +
T	6.B	G4.2	C -
U	6.S	n.c.	
V	7.A	G5.1	Ls
W	7.B	G5.2	Ls
X	7.S	n.c.	
Y	8.A	G6.1	C +
Z	8.B	G6.2	C -
a	8.S	n.c.	
b	9.A	G6.1	C +
c	9.B	G6.2	C -
d	9.S	n.c.	

cable H (vacuum side)



Cutting and Stripping phase
Date: 9 dec 99
Operator: M. Ceccanti
Reel:

Crimping and Labeling phase
Date: 9 dec 99
Operator: M. Ceccanti
Duration (hours): 2.5

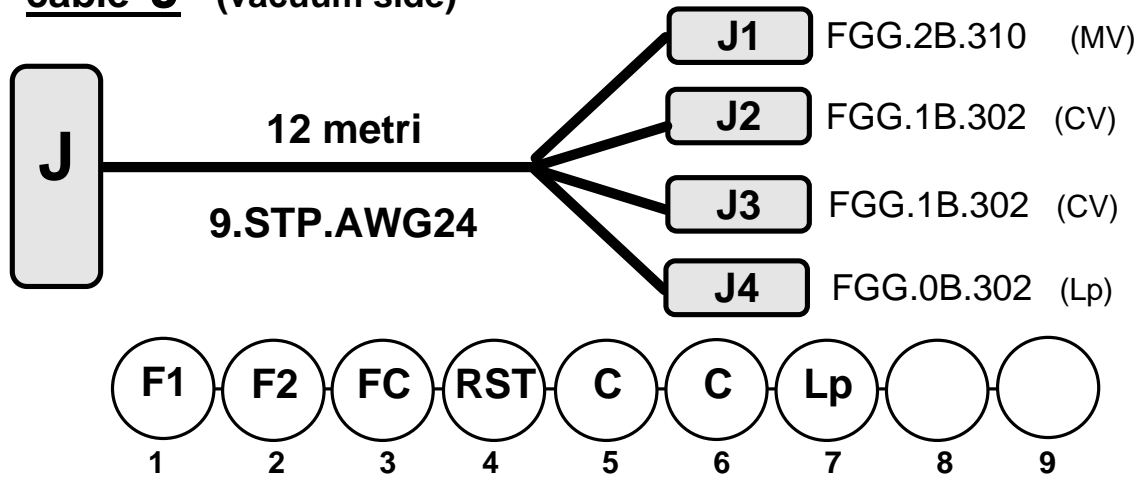
Quality Control phase
Date: 13 jan 00
Operator: M. Ceccanti

Cleaning and Storage phase
Date: 20 dec 99
Operator: M. Ceccanti

Notes:
Diramare a 40 cm

MIL-32 contacts	conductors	LEMO contacts	contact description
A	1.A	H1.1	F1 +
B	1.B	H1.2	F1 -
C	1.S	n.c.	
D	2.A	H1.3	F2 +
E	2.B	H1.4	F2 -
F	2.S	n.c.	
G	3.A	H1.5	FC fw
H	3.B	H1.6	FC bw
J	3.S	H1.7	FC com
K	4.A	H2.1	F1 +
L	4.B	H2.2	F1 -
M	4.S	n.c.	
N	5.A	H2.3	F2 +
P	5.B	H2.4	F2 -
H	5.S	n.c.	
S	6.A	H2.5	FC fw
T	6.B	H2.6	FC bw
U	6.S	H2.7	FC com
V	7.A	H3.1	F1 +
W	7.B	H3.2	F1 -
X	7.S	n.c.	
Y	8.A	H3.3	F2 +
Z	8.B	H3.4	F2 -
a	8.S	n.c.	
b	9.A	H3.5	FC fw
c	9.B	H3.6	FC bw
d	9.S	H3.7	FC com

cable J (vacuum side)



Cutting and Stripping phase
Date: 10 dec 99
Operator: M. Ceccanti
Reel:

Crimping and Labeling phase
Date: 10 dec 99
Operator: M. Ceccanti
Duration (hours): 3

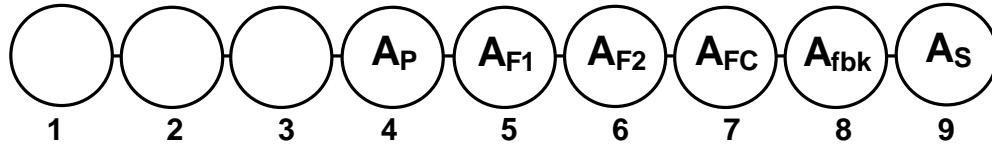
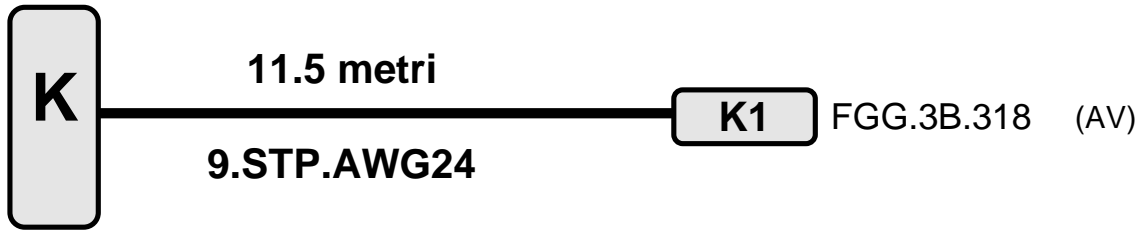
Quality Control phase
Date: 13 jan 00
Operator: M. Ceccanti

Cleaning and Storage phase
Date: 20 dec 99
Operator: M. Ceccanti

Notes:
 Diramare a 100 cm J2 e (J3+J4)
 J1 piu' corto di 100 cm
 J2 piu' corto di 100 cm.

MIL-32 contacts	conductors	LEMO contacts	contact description
A	1.A	J1.1	F1 +
B	1.B	J1.2	F1 -
C	1.S	n.c.	
D	2.A	J1.3	F2 +
E	2.B	J1.4	F2 -
F	2.S	n.c.	
G	3.A	J1.5	FC fw
H	3.B	J1.6	FC bw
J	3.S	J1.7	FC com
K	4.A	J1.8	RST
L	4.B	J1.9	RST
M	4.S	J1.10	RST com
N	5.A	J2.1	C+
P	5.B	J2.2	C-
R	5.S	n.c.	
S	6.A	J3.1	C+
T	6.B	J3.2	C-
U	6.S	n.c.	
V	7.A	J4.1	Lp
W	7.B	J4.2	Lp
X	7.S	n.c.	
Y	8.A		
Z	8.B		
a	8.S		
b	9.A		
c	9.B		
d	9.S		

cable K (vacuum side)



Cutting and Stripping phase
Date: 10 dec 99
Operator: M. Ceccanti
Reel:

Crimping and Labeling phase
Date: 10 dec 99
Operator: M. Ceccanti
Duration (hours): 2.5

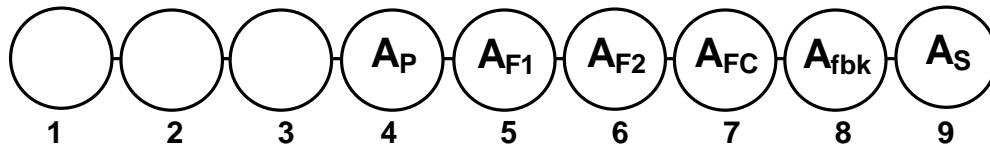
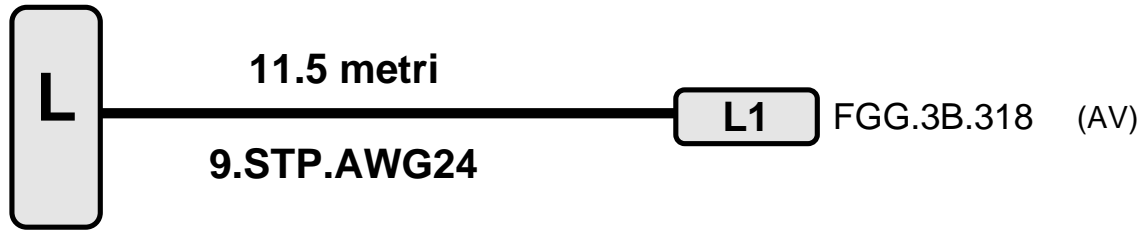
Quality Control phase
Date: 13 jan 00
Operator: M. Ceccanti

Cleaning and Storage phase
Date: 20 dec 99
Operator: M. Ceccanti

Notes:

MIL-32 contacts	conductors	LEMO contacts	contact description
A	1.A		
B	1.B		
C	1.S		
D	2.A		
E	2.B		
F	2.S		
G	3.A		
H	3.B		
J	3.S		
K	4.A	K1.1	Lp
L	4.B	K1.2	Lp
M	4.S	K1.3	
N	5.A	K1.4	F1 +
P	5.B	K1.5	F1 -
R	5.S	K1.8	
S	6.A	K1.6	F2 +
T	6.B	K1.7	F2 -
U	6.S	K1.18	
V	7.A	K1.9	FC sx
W	7.B	K1.11	FC dx
X	7.S	K1.10	FC com
Y	8.A	K1.12	fbk
Z	8.B	K1.13	fbk
a	8.S	K1.14	
b	9.A	K1.15	Ls
c	9.B	K1.16	Ls
d	9.S	K1.17	

cable L (vacuum side)



Cutting and Stripping phase
Date: 13 dec 99
Operator: M. Ceccanti
Reel:

Crimping and Labeling phase
Date: 13 dec 99
Operator: M. Ceccanti
Duration (hours): 3

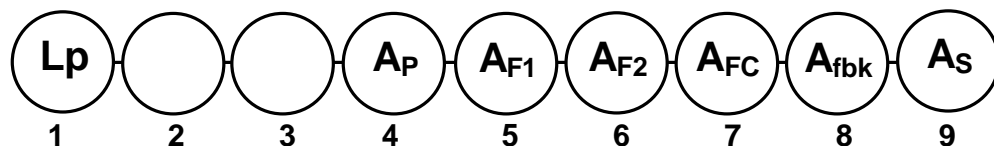
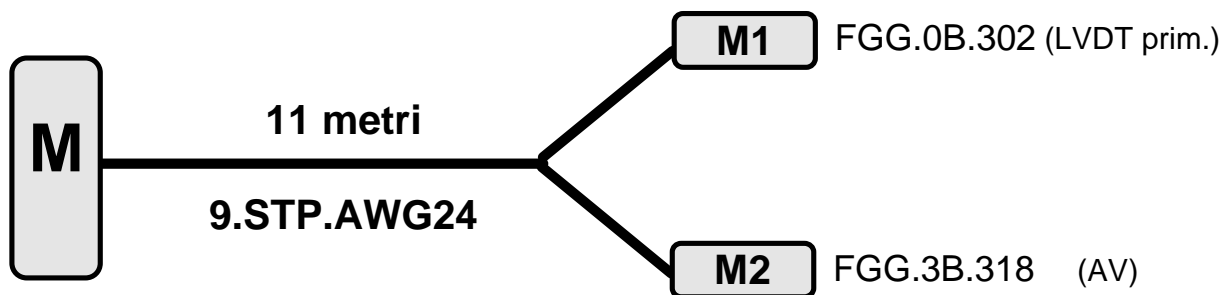
Quality Control phase
Date: 13 jan 00
Operator: M. Ceccanti

Cleaning and Storage phase
Date: 20 dec 99
Operator: M. Ceccanti

Notes:

MIL-32 contacts	conductors	LEMO contacts	contact description
A	1.A		
B	1.B		
C	1.S		
D	2.A		
E	2.B		
F	2.S		
G	3.A		
H	3.B		
J	3.S		
K	4.A	L1.1	Lp
L	4.B	L1.2	Lp
M	4.S	L1.3	
N	5.A	L1.4	F1 +
P	5.B	L1.5	F1 -
R	5.S	L1.8	
S	6.A	L1.6	F2 +
T	6.B	L1.7	F2 -
U	6.S	L1.18	
V	7.A	L1.9	FC sx
W	7.B	L1.11	FC dx
X	7.S	L1.10	FC com
Y	8.A	L1.12	fbk
Z	8.B	L1.13	fbk
a	8.S	L1.14	
b	9.A	L1.15	Ls
c	9.B	L1.16	Ls
d	9.S	L1.17	

cable M (vacuum side)



Cutting and Stripping phase
Date: 13 dec 99
Operator: M. Ceccanti
Reel:

Crimping and Labeling phase
Date: 13 dec 99
Operator: M. Ceccanti
Duration (hours): 3

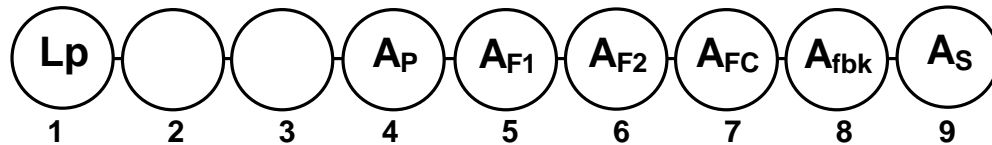
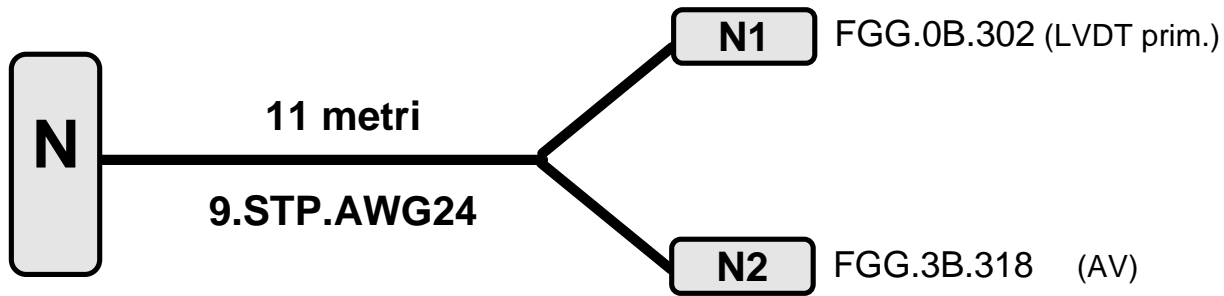
Quality Control phase
Date: 13 jan 00
Operator: M. Ceccanti

Cleaning and Storage phase
Date: 20 dec 99
Operator: M. Ceccanti

Notes:
Diramare a 60 cm

MIL-32 contacts	conductors	LEMO contacts	contact description
A	1.A	M1.1	Lp
B	1.B	M1.2	Lp
C	1.S	n.c.	
D	2.A		
E	2.B		
F	2.S		
G	3.A		
H	3.B		
J	3.S		
K	4.A	M2.1	Lp
L	4.B	M2.2	Lp
M	4.S	M2.3	
N	5.A	M2.4	F1 +
P	5.B	M2.5	F1 -
R	5.S	M2.8	
S	6.A	M2.6	F2 +
T	6.B	M2.7	F2 -
U	6.S	M2.18	
V	7.A	M2.9	FC sx
W	7.B	M2.11	FC dx
X	7.S	M2.10	FC com
Y	8.A	M2.12	fbk
Z	8.B	M2.13	fbk
a	8.S	M2.14	
b	9.A	M2.15	Ls
c	9.B	M2.16	Ls
d	9.S	M2.17	

cable N (vacuum side)



Cutting and Stripping phase
Date: 14 dec 99
Operator: M. Ceccanti
Reel:

Crimping and Labeling phase
Date: 14 dec 99
Operator: M. Ceccanti
Duration (hours): 3

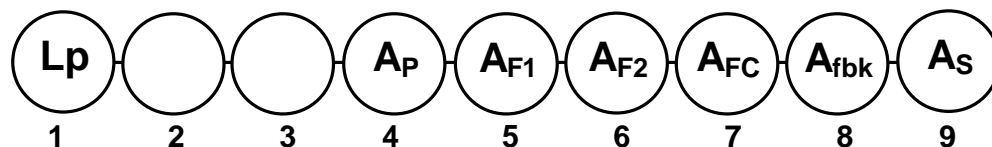
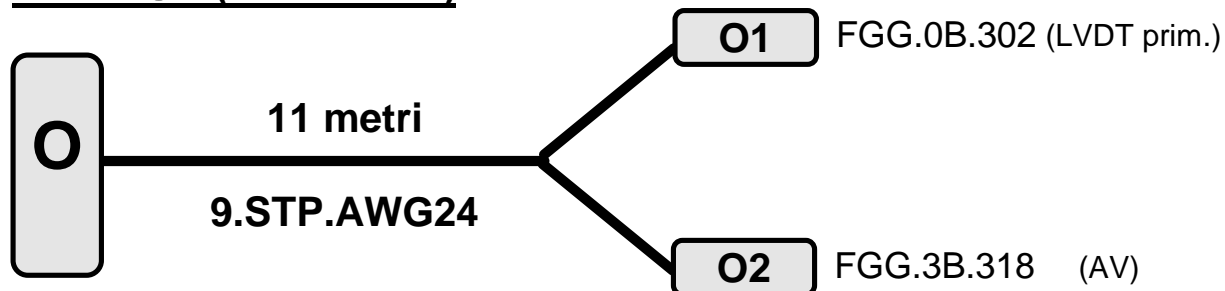
Quality Control phase
Date: 13 jan 00
Operator: M. Ceccanti

Cleaning and Storage phase
Date: 20 dec 99
Operator: M. Ceccanti

Notes:
Diramato a 40 cm

MIL-32 contacts	conductors	LEMO contacts	contact description
A	1.A	N1.1	Lp
B	1.B	N1.2	Lp
C	1.S	n.c.	
D	2.A		
E	2.B		
F	2.S		
G	3.A		
H	3.B		
J	3.S		
K	4.A	N2.1	Lp
L	4.B	N2.2	Lp
M	4.S	N2.3	
N	5.A	N2.4	F1 +
P	5.B	N2.5	F1 -
R	5.S	N2.8	
S	6.A	N2.6	F2 +
T	6.B	N2.7	F2 -
U	6.S	N2.18	
V	7.A	N2.9	FC sx
W	7.B	N2.11	FC dx
X	7.S	N2.10	FC com
Y	8.A	N2.12	fbk
Z	8.B	N2.13	fbk
a	8.S	N2.14	
b	9.A	N2.15	Ls
c	9.B	N2.16	Ls
d	9.S	N2.17	

cable O (vacuum side)



Cutting and Stripping phase
Date: 14 dec 99
Operator: M. Ceccanti
Reel:

Crimping and Labeling phase
Date: 14 dec 99
Operator: M. Ceccanti
Duration (hours): 3

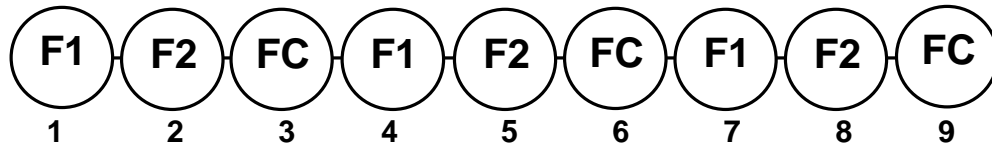
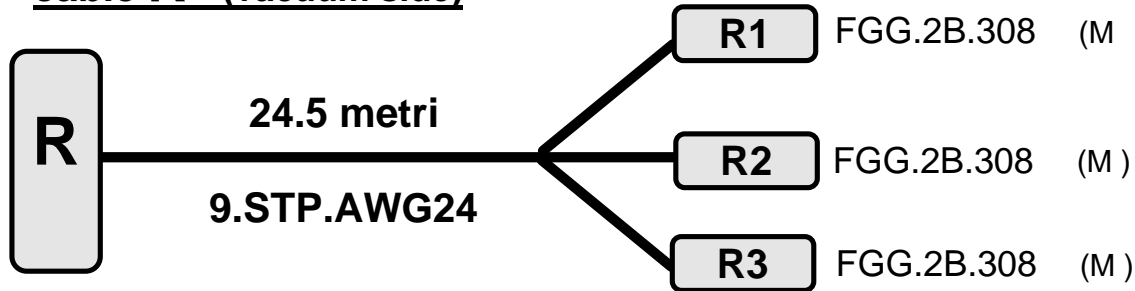
Quality Control phase
Date: 13 jan 00
Operator: M. Ceccanti

Cleaning and Storage phase
Date: 20 dec 99
Operator: M. Ceccanti

Notes:

MIL-32 contacts	conductors	LEMO contacts	contact description
A	1.A	O1.1	Lp
B	1.B	O1.2	Lp
C	1.S	n.c.	
D	2.A		
E	2.B		
F	2.S		
G	3.A		
H	3.B		
J	3.S		
K	4.A	O2.1	Lp
L	4.B	O2.2	Lp
M	4.S	O2.3	
N	5.A	O2.4	F1 +
P	5.B	O2.5	F1 -
R	5.S	O2.8	
S	6.A	O2.6	F2 +
T	6.B	O2.7	F2 -
U	6.S	O2.18	
V	7.A	O2.9	FC sx
W	7.B	O2.11	FC dx
X	7.S	O2.10	FC com
Y	8.A	O2.12	fbk
Z	8.B	O2.13	fbk
a	8.S	O2.14	
b	9.A	O2.15	Ls
c	9.B	O2.16	Ls
d	9.S	O2.17	

cable R (vacuum side)



Cutting and Stripping phase
Date: 1 dec 99
Operator: M. Ceccanti
Reel:

Crimping and Labeling phase
Date: 2 dec 99
Operator: M. Ceccanti
Duration (hours): 3

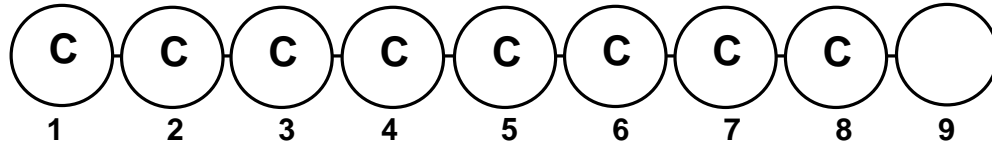
Quality Control phase
Date: 13 jan 00
Operator: M. Ceccanti

Cleaning and Storage phase
Date: 20 dec 99
Operator: M. Ceccanti

Notes:
Diramare a 40 cm

MIL-32 contacts	conductors	LEMO contacts	contact description
A	1.A	R1.1	F1 +
B	1.B	R1.2	F1 -
C	1.S	n.c.	
D	2.A	R1.3	F2 +
E	2.B	R1.4	F2 -
F	2.S	n.c.	
G	3.A	R1.5	FC fw
H	3.B	R1.6	FC bw
J	3.S	R1.7	FC com
K	4.A	R2.1	F1 +
L	4.B	R2.2	F1 -
M	4.S	n.c.	
N	5.A	R2.3	F2 +
P	5.B	R2.4	F2 -
R	5.S	n.c.	
S	6.A	R2.5	FC fw
T	6.B	R2.6	FC bw
U	6.S	R2.7	FC com
V	7.A	R3.1	F1 +
W	7.B	R3.2	F1 -
X	7.S	n.c.	
Y	8.A	R3.3	F2 +
Z	8.B	R3.4	F2 -
a	8.S	n.c.	
b	9.A	R3.5	FC fw
c	9.B	R3.6	FC bw
d	9.S	R3.7	FC com

cable S (vacuum side)



Cutting and Stripping phase
Date: 1 dec 99
Operator: M. Ceccanti
Reel:

Crimping and Labeling phase
Date: 1 dec 99
Operator: M. Ceccanti
Duration (hours): 3

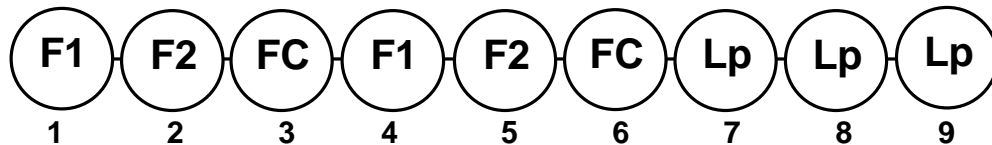
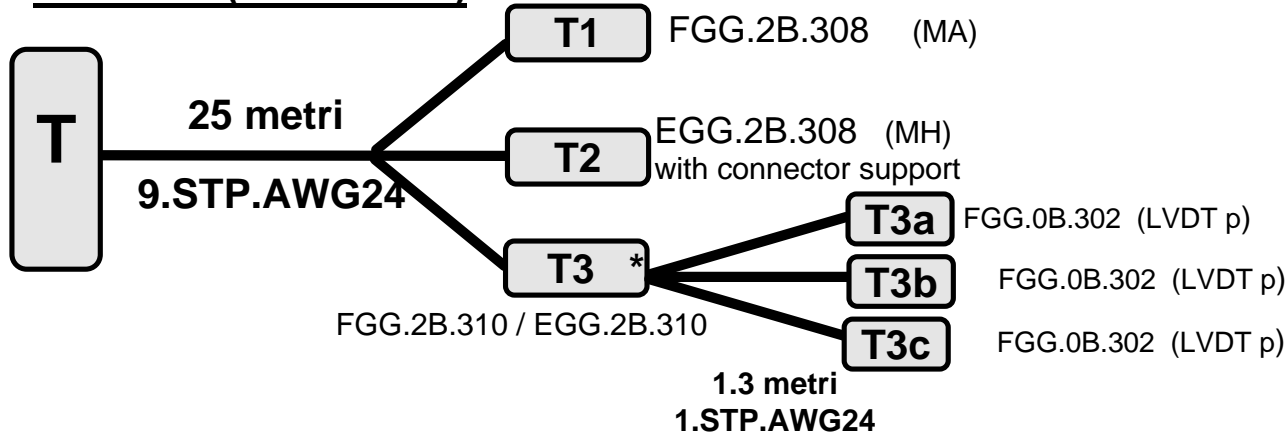
Quality Control phase
Date: 13 jan 00
Operator: M. Ceccanti

Cleaning and Storage phase
Date: 20 dec 99
Operator: M. Ceccanti

Notes:
Diramare a 120 cm
Ponticelli sul MIL-32

MIL-32 contacts	conductors	LEMO contacts	contact description
A ←	1.A	S1.1	C +
B ←	1.B	S1.2	C -
C ←	1.S	n.c.	
D ←	2.A	S1.1	C +
E ←	2.B	S1.2	C -
F ←	2.S	n.c.	
G ←	3.A	S2.1	C +
H ←	3.B	S2.2	C -
J ←	3.S	n.c.	
K ←	4.A	S2.1	C +
L ←	4.B	S2.2	C -
M ←	4.S	n.c.	
N ←	5.A	S3.1	C +
P ←	5.B	S3.2	C -
R ←	5.S	n.c.	
S ←	6.A	S3.1	C +
T ←	6.B	S3.2	C -
U ←	6.S	n.c.	
V ←	7.A	S4.1	C +
W ←	7.B	S4.2	C -
X ←	7.S	n.c.	
Y ←	8.A	S4.1	C +
Z ←	8.B	S4.2	C -
a ←	8.S	n.c.	
b	9.A		
c	9.B		
d	9.S		

cable T (vacuum side)



Cutting and Stripping phase
Date: 24 nov 99
Operator: M. Ceccanti
Reel:

Crimping and Labeling phase
Date: 24 nov 99
Operator: M. Ceccanti
Duration (hours): 2.5

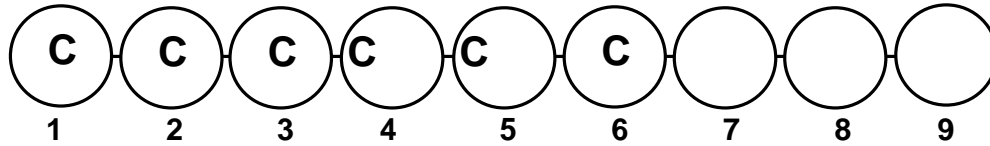
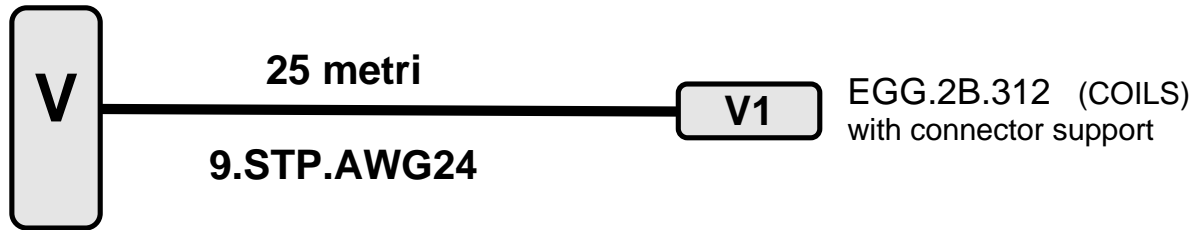
Quality Control phase
Date:
Operator: M. Ceccanti

Cleaning and Storage phase
Date:
Operator: M. Ceccanti

Notes:
Diramare a 30 cm
* Updated during February 03 (by Nenci)

MIL-32 contacts	conductors	LEMO contacts	contact description
A	1.A	T1.1	F1 +
B	1.B	T1.2	F1 -
C	1.S	n.c.	
D	2.A	T1.3	F2 +
E	2.B	T1.4	F2 -
F	2.S	n.c.	
G	3.A	T1.5	FC fw
H	3.B	T1.6	FC bw
J	3.S	T1.7	FC com
K	4.A	T2.1	F1 +
L	4.B	T2.2	F1 -
M	4.S	n.c.	
N	5.A	T2.3	F2 +
P	5.B	T2.4	F2 -
R	5.S	n.c.	
S	6.A	T2.5	FC fw
T	6.B	T2.6	FC bw
U	6.S	T2.7	FC com
V	7.A	T3.1	T3a.1 Lp *
W	7.B	T3.2	T3a.2 Lp *
X	7.S	T3.3	
Y	8.A	T3.4	T3b.1 Lp *
Z	8.B	T3.5	T3b.2 Lp *
a	8.S	T3.6	
b	9.A	T3.7	T3c.1 Lp *
c	9.B	T3.8	T3c.2 Lp *
d	9.S	T3.9	

cable V (vacuum side)



Cutting and Stripping phase
Date: 25 nov 99
Operator: M. Ceccanti
Reel:

Crimping and Labeling phase
Date: 25 nov 99
Operator: M. Ceccanti
Duration (hours): 3

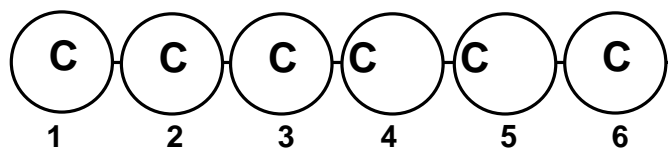
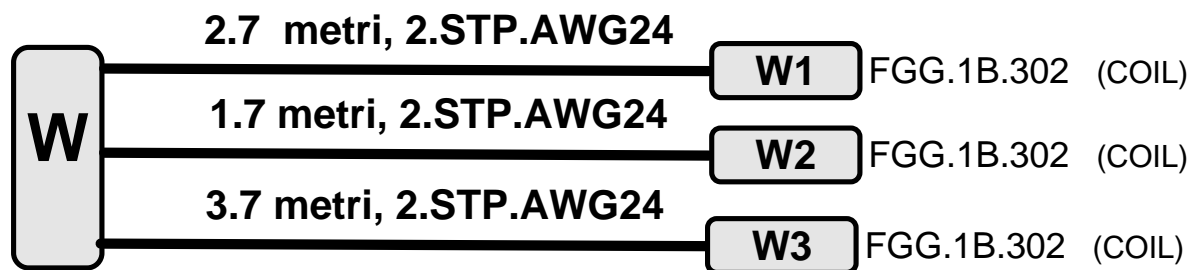
Quality Control phase
Date:
Operator: M. Ceccanti

Cleaning and Storage phase
Date:
Operator: M. Ceccanti

Notes:

MIL-32 contacts	conductors	LEMO contacts	contact description
A	1.A	V1.1	C +
B	1.B	V1.2	C -
C	1.S	n.c.	
D	2.A	V1.3	C +
E	2.B	V1.4	C -
F	2.S	n.c.	
G	3.A	V1.5	C +
H	3.B	V1.6	C -
J	3.S	n.c.	
K	4.A	V1.7	C +
L	4.B	V1.8	C -
M	4.S	n.c.	
N	5.A	V1.9	C +
P	5.B	V1.10	C -
R	5.S	n.c.	
S	6.A	V1.11	C +
T	6.B	V1.12	C -
U	6.S	n.c.	
V	7.A		
W	7.B		
X	7.S		
Y	8.A		
Z	8.B		
a	8.S		
b	9.A		
c	9.B		
d	9.S		

cable W (vacuum side)



Cutting and Stripping phase
Date: <i>Feb. 03</i>
Operator: <i>Nenci</i>
Reel:

Crimping and Labeling phase
Date: <i>Feb. 03</i>
Operator: <i>Nenci</i>
Duration (hours): <i>3 h</i>

Quality Control phase
Date:
Operator:

Cleaning and Storage phase
Date:
Operator:

Notes:
Ponticelli su MIL-32.

MIL-32 contacts	conductors	LEMO contacts	contact description
A ←	1.A	W1.1	C +
B ←	1.B	W1.2	C -
C ←	1.S	n.c.	
D ←	2.A	W1.1	C +
E ←	2.B	W1.2	C -
F ←	2.S	n.c.	
G ←	3.A	W2.1	C +
H ←	3.B	W2.2	C -
J ←	3.S	n.c.	
K ←	4.A	W2.1	C +
L ←	4.B	W2.2	C -
M ←	4.S	n.c.	
N ←	5.A	W3.1	C +
P ←	5.B	W3.2	C -
R ←	5.S	n.c.	
S ←	6.A	W3.1	C +
T ←	6.B	W3.2	C -
U ←	6.S	n.c.	
V			
W			
X			
Y			
Z			
a			
b			
c			
d			