

# Steps of payload assembling in clean room



The washing room




The ultrasound bath



Entrance of the washing unit



The cleanliness with ultra-pure water inside the washing unit




Preparation of mirror under a hood with laminar flow ISO 3 (class 1 US FD 209D)



Exit from oven (second part of washing Unit)



The marionette and the reference mass in the laboratory of assembly ISO4 (class 10 US FD 209D)



The payload is ready



# Steps of payload assembling to the tower.



Packing of the payload in Clean Room with 3 plastic layers



Exit from laboratory of assembly ISO4 (class 10 US FD 209D)



To the towers of the buildings of extremity

To the towers of the central building





In the tube

Under the tower



Lower gallery



In the lower part of the tower: marionette, reference mass and the mirror

