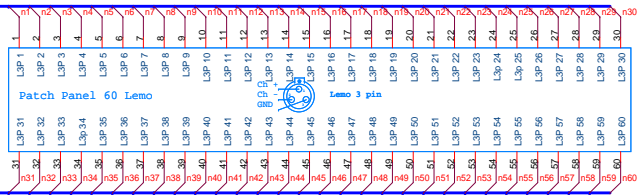


PP 15 L3p x 4 (R22-C5)

PP 15 Lemo x 4

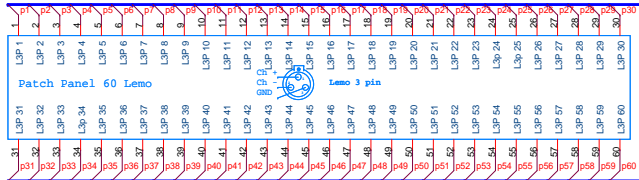
R22-C5



PP 15 L3p x 4 (PR-C6)

PP 15 Lemo x 4

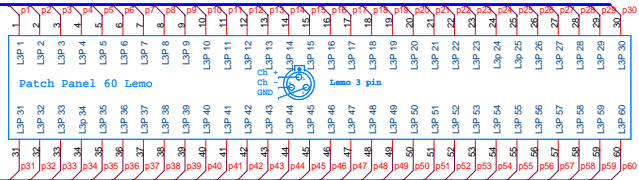
PR Tower C6



PP 15 L3p x 4 (R21-C4)

PP 15 Lemo x 4

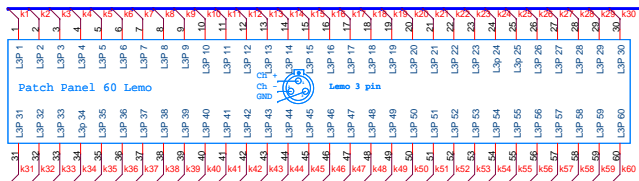
R21-C4



PP 15 L3p x 4 (BS-C6)

PP 15 Lemo x 4

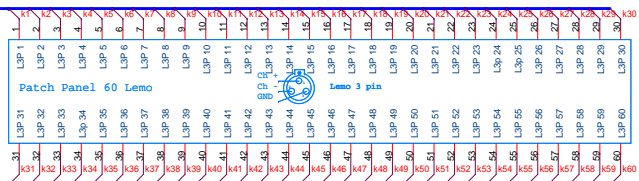
BS Tower C6



PP 15 L3p x 4 (R20-C4)

PP 15 Lemo x 4

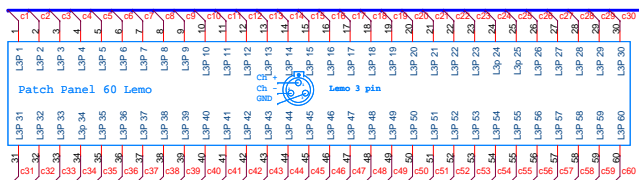
R20-C4



PP 15 L3p x 4 (WI-C7)

PP 15 Lemo x 4

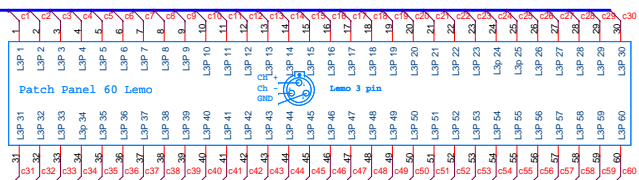
WI Tower C7



PP 15 L3p x 4 (R19-C4)

PP 15 Lemo x 4

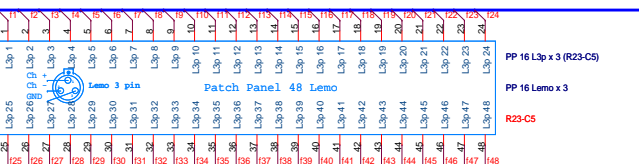
R19-C4



PP 15 L3p x 4 (NI-C7)

PP 15 Lemo x 4

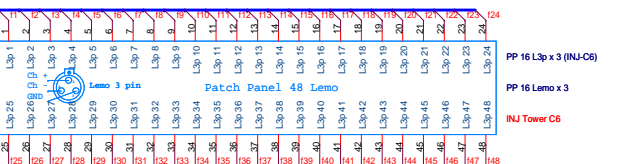
NI Tower C7



PP 16 L3p x 3 (R23-C5)

PP 16 Lemo x 3

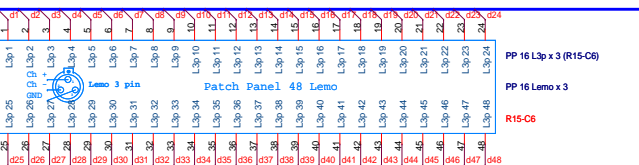
R23-C5



PP 16 L3p x 3 (INJ-C6)

PP 16 Lemo x 3

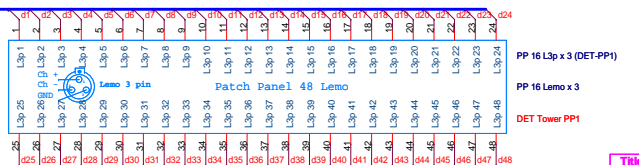
INJ Tower C6



PP 16 L3p x 3 (R15-C6)

PP 16 Lemo x 3

R15-C6



PP 16 L3p x 3 (DET-PP1)

PP 16 Lemo x 3

DET Tower PP1

<b>Patch Panels Links</b>			
European Geodetic Observatory		Engineer <Name>	Doc Number <DXX>
Created	Last Modified		Rev <Code> Size <S>
	04 Feb 2011		
File			Sheet of